

INDUSTRIAL MANUAL SCREEN PRINTERS

V-2000HD



V2HD-66

6 station, 6 color, rotary press
w/ Standard size 15" x 17"
(38 x 43 cm) steel pallets

25 YEAR WARRANTY*


- ### Options

 - Additional color and station upgrade packages
 - Fast, numbering system attachment
 - Super heavy duty print arms
 - Wide variety of pallets and attachments available
 - Side clamps, removable or fixed
 - Heavy duty drop-down wheels
 - Service pan with locking wheels

V-2000HD features

- RELIABLE** 25 Year Warranty
- HEAVY DUTY** *Never warp steel pallets* with rubber tops and *corner clamp pallet arm*
- USER FRIENDLY** 100% wrench free adjustments
- ADJUSTABLE** 6 way screen leveling
- PRECISE** Holds accurate multicolor printing registration
- ACCURATE** Embedded registration bearings (close to the screen, stays clear of spray tack)
- FLEXIBLE** *Prints all heads down*
- SMART** Gas lifters with 16 position variable lift strength
- STRONG** 12" (30 cm) wide steel rear screen clamps joined by a steel clamp bar for off center clamping & 2.75" (6.9 cm) precision ground center shaft
- DURABLE** 3.25" (8.3 cm) square steel rotor arm with ruler indicator
- INNOVATIVE** Elevated Pallets—no need to stretch shirts over the arm (also compatible with quick stretch jacket attachment)
- EXCLUSIVE** Zero backlash bearings on screen arm pivot
- CONVENIENT** Adjustable micro clamp levers
- EXPANDABLE** *Upgrade at any time* from 1 station 1 color tabletop to 10 station, 10 color rotary floor press!

Available with fixed or removable side clamps!




V2HD-44-FSC

4 station, 4 color, rotary press
w/ Fixed Side Clamps

*25 year limited warranty. Gas springs and rubber pallet tops covered for 3 years.




V-2000HD MODEL GALLERY



V2HD-11-T
1 Station/1 Color
Tabletop Press



V2HD-44
4 Station/4 Color



V2HD-14-T
1 Station/4 Color
Tabletop Press



V2HD-46
4 Station/6 Color



V2HD-FP-11
1 Station/1 Color
Allover Press



V2HD-66
6 Station/6 Color



V2HD-FP-14
1 Station/4 Color



V2HD-88
8 Station/8 Color



V2HD-1010
10 Station/10 Color




V-1000 & V-2000HD ACCESSORIES

Drop-Down Wheel Sets

Locking "Drop-Down" wheels add mobility and only raise the press 3/4" off the floor.


V-1000



WS-V1DD

Drop Down Wheel
Set for V-1000

V-2000HD




WS-VHD

Drop Down Wheel
Set for V-2000HD

Removable Side Clamps

Allows easy installation by simply clamping into most existing rear clamp print heads. They can be easily removed to accommodate larger screens where side clamps are limiting.



(SC-V12012 shown)

V-1000

SC-V12012

12" Deep Side Clamp
w/ 20" wide tube

SC-V12212

12" Deep Side Clamp
w/ 22" wide tube

Requires HD Print Head on V-1000

V-2000HD

SC-22

8" Deep Side Clamp
w/ 22" wide tube

SC-26

8" Deep Side Clamp
w/ 26" wide tube

VGS-1100 Gas Spring Included

SC-22-12

12" Deep Side Clamp
w/ 22" wide tube

SC-26-12

12" Deep Side Clamp
w/ 26" wide tube

VGS-1100 Gas Spring Included


SC-22-30

30" Deep Side Clamp
w/ 22" wide tube

SC-26-30

30" Deep Side Clamp
w/ 26" wide tube

VGS-DB Double Gas Spring Included



(SC-2230 shown)



V-2000HD

Technical Specifications



V-2000HD Series									
	V2HD-11-T	V2HD-14-T	V2HD-FP-11	V2HD-FP-14	V2HD-44	V2HD-46	V2HD-66	V2HD-88	V2HD-1010
Warranty	25 year*	25 year*	25 year*	25 year*	25 year*	25 year*	25 year*	25 year*	25 year*
Pallet Materials	Steel w/ rubber tops	Steel w/ rubber tops	Steel w/ rubber tops	Steel w/ rubber tops	Steel w/ rubber tops	Steel w/ rubber tops	Steel w/ rubber tops	Steel w/ rubber tops	Steel w/ rubber tops
Head Lifting Spring	Gas Spring	Gas Spring	Gas Spring	Gas Spring	Gas Spring	Gas Spring	Gas Spring	Gas Spring	Gas Spring
All Heads Down via	Fixed Heads	Fixed Heads	Fixed Heads	Fixed Heads	Fixed Heads	Fixed Heads	Fixed Heads	Fixed Heads	Fixed Heads
Micro-registration	Advanced, wrenchless, & anti-backlash	Advanced, wrenchless, & anti-backlash	Advanced, wrenchless, & anti-backlash	Advanced, wrenchless, & anti-backlash	Advanced, wrenchless, & anti-backlash	Advanced, wrenchless, & anti-backlash	Advanced, wrenchless, & anti-backlash	Advanced, wrenchless, & anti-backlash	Advanced, wrenchless, & anti-backlash
Leveling	Advanced	Advanced	Advanced	Advanced	Advanced	Advanced	Advanced	Advanced	Advanced
Height legs to pallet	34.5" (88 cm)	34.5" (88 cm)	34.5" (88 cm)	34.5" (88 cm)	34.5" (88 cm)	34.5" (88 cm)	34.5" (88 cm)	34.5" (88 cm)	34.5" (88 cm)
Height legs (w-wheels) to pallet	38.5" (98 cm)	38.5" (98 cm)	38.5" (98 cm)	38.5" (98 cm)	38.5" (98 cm)	38.5" (98 cm)	38.5" (98 cm)	38.5" (98 cm)	38.5" (98 cm)
Diameter (Standard)	51" (130 cm)	87" (221 cm)	53" (135 cm)	91" (231 cm)	91" (231 cm)	97" (246 cm)	99" (252 cm)	109" (277 cm)	131" (333 cm)
Diameter (Fully Extended)	58" (147 cm)	94" (239 cm)	60" (152 cm)	98" (249 cm)	105" (267 cm)	105" (267 cm)	111" (282 cm)	121" (307 cm)	137" (348 cm)
Maximum Screen Width***	Unlimited w/ Double gas springs	39" (99 cm)	Unlimited w/ Double gas springs	39" (99 cm)	39" (99 cm)	27" (69 cm)	27" (69 cm)	23" (58.5 cm)	25" (63.5 cm)
Maximum Screen Width w/ optional side clamps	24" (61 cm)	24" (61 cm)	24" (61 cm)	24" (61 cm)	24" (61 cm)	24" (61 cm)	24" (61 cm)	21" (53 cm)	21" (53 cm)
Max. Screen Weight	8 lbs (3.6 kg)	8 lbs (3.6 kg)	8 lbs (3.6 kg)	8 lbs (3.6 kg)	8 lbs (3.6 kg)	8 lbs (3.6 kg)	8 lbs (3.6 kg)	8 lbs (3.6 kg)	8 lbs (3.6 kg)
Max. Screen Weight w/ double gas springs	30 lbs (13.6 kg)	30 lbs (13.6 kg)	30 lbs (13.6 kg)	30 lbs (13.6 kg)	30 lbs (13.6 kg)	30 lbs (13.6 kg)	30 lbs (13.6 kg)	30 lbs (13.6 kg)	30 lbs (13.6 kg)
Max. Screen Weight w/ HD Head upgrades	50 lbs (22.7 kg)	50 lbs (22.7 kg)	50 lbs (22.7 kg)	50 lbs (22.7 kg)	50 lbs (22.7 kg)	50 lbs (22.7 kg)	50 lbs (22.7 kg)	50 lbs (22.7 kg)	50 lbs (22.7 kg)
Maximum Standard Pallet size	48" x 40" (122 x 102 cm) Larger custom sizes available	48" x 40" (122 x 102 cm) Larger custom sizes available	48" x 40" (122 x 102 cm) Larger custom sizes available	48" x 40" (122 x 102 cm) Larger custom sizes available	27" x 32" (69 x 81 cm) Larger custom sizes available	27" x 32" (69 x 81 cm) Larger custom sizes available	27" x 32" (69 x 81 cm) Larger custom sizes available	27" x 32" (69 x 81 cm) Larger custom sizes available	27" x 32" (69 x 81 cm) Larger custom sizes available
Fits Through 33" (84 cm) Doorway	Yes	Yes	Yes	Yes	Yes w/ disassembly	Yes w/ disassembly	Yes w/ disassembly	Yes w/ disassembly	No Requires dock door
Unit Weight	73 lbs (33.1 kg)	193 lbs (87.6 kg)	134 lbs (60.8 kg)	250 lbs (113.4 kg)	400 lbs (182 kg)	473 lbs (214.5 kg)	550 lbs (250 kg)	750 lbs (340 kg)	1075 lbs (488 kg)
Can Ship UPS	Yes	No	No	No	No	No	No	No	No
Shipping Weight**	281 lbs (128 kg) or (UPS) 120 lbs (55kg)	350 lbs (159 kg)	412 lbs (187 kg)	512 lbs (232 kg)	685 lbs (311 kg)	710 lbs (322 kg)	800 lbs (363 kg)	1,025 lbs (465 kg)	1,423 lbs (646 kg)
Shipping Dimensions**	(1) 49" x 45" x 23" [124 x 114 x 58 cm] or ship UPS (in 2 boxes): (1) 18" x 10" x 10" [46 x 25 x 25 cm] (1) 40" x 20" x 12" [102 x 51 x 30 cm]	(1) 49" x 48" x 23" [124 x 122 x 58 cm]	(1) 54" x 51" x 50" [137 x 130 x 127 cm]	(1) 54" x 51" x 58" [137 x 130 x 147 cm]	(1) 48" x 48" x 49" [122 x 122 x 125 cm]	(1) 48" x 48" x 49" [122 x 122 x 125 cm]	(1) 48" x 48" x 49" [122 x 122 x 125 cm]	(1) 69" x 48" x 60" [175 x 122 x 153 cm]	(1) 69" x 48" x 60" [175 x 122 x 153 cm]

1 in = 2.54 cm
1 lb = 0.454 kg

* 25 year limited warranty. Gas springs & rubber pallet tops covered for 3 years.

** All shipping weights and dimensions are for continental US shipping only. Call for other shipping specifications. Ex-works Bethlehem, PA. Shipping weights are approximate and may vary at time of shipping.

*** Max screen width is applicable when all heads have screens loaded. Larger screens will fit when the neighboring heads are empty. **Max screen weight** is the limiting factor when all screens are not